

בס"ד

Twice the Light

שני אור

October 26, 2018

פרשת וירא

הדלקת הנרות: 5:42 PM

מוצאי שבת: 6:40 PM

Newsletter

Reminder!

NO SCHOOL

Thursday, כ"ג מר חשוון, November 1
Professional Development Day

SCHOOL SUPPLY FEE

Thank you to all who have sent in the school supply fee. If you did not do so yet, please send in \$65 for each student. Thank you.

טוב מזל to Rabbi (our Pre 1a Rebbe) and Morah Stefansky (our מורה) on the birth of a baby girl. May they have loads of נחת from their children. We should always have good news to share with each other.

IN THE MERIT OF FIVE RUBLE

After the פטירה of the רבי אלטער, he often appeared in a vision to his grandson, the צמח צדק. It had been a long time since the רבי אלטער had appeared to him and the צמח צדק decided to pay a visit to Lubavitch. On his way to shul one morning, he was stopped by a poor man asking for some money. The צמח צדק asked him to return after שחרית, and he would surely help him out.

As the צמח צדק walked on he remembered that it was market day. This איד must need money so he can buy at the market and begin selling. He felt terrible for push-

What lesson can you learn from this story?

Write the answer on a piece of paper and bring it to school on Monday. All answers will be entered into a raffle drawing which will take place on Monday.

MY
תפילות
BRIGHTEN
UP
THE
WORLD

Class News

כתה ב'

מורה אסטר
מורה באקמען

In כתה ב' we spoke about the עשרה נסיונות that אברהם אבינו was tested with. We blew some big bubbles and showed how with one touch the bubble pops and disappears. So too, the יצר הרע comes to test us. It looks so big and hard until we realize that it's a test from ה' and we don't have to listen to the יצר הרע.



בת-מצוה

Mushky Schild

1. What did you do for the בת מצוה project?
"I made a poster showing what are the מנהגים and ירידה לצורך עלי'."
Who did you work with?
"Laya'le Ehrenreich."
3. What did you learn from it?
"The 9 מנהגים and first the נשמה goes down and then goes up."
4. What was your favorite part?
"Watching everyone present."

Rochel Krasnjanski

1. What did you do for the בת מצוה project?
"A slide show and food project."
2. Who did you work with?
"Aliza Cohen."
3. What did you learn from it?
"מנהגים 9"
4. What was your favorite part?
"Working on it."

We are advancing in our kriah by doing 5 minutes of practice every day in our kriah book.

Sara Lewis

1. What did you do for the בת מצוה project?
"A present box with all the מנהגים."
2. Who did you work with?
"Chaya Morgenstern."
3. What did you learn from it?
"מנהגים 9"
4. What was your favorite part?
"Seeing everyone's creative ideas."



כתה ג'

מורה גאנץ

Class News

Grade 2

Our Second Graders enjoyed an afternoon at Children's Park. Thank you Mrs. Steiffel, our class mother for arranging the transportation.

Hiking Through the Woods

One time my class went on a trip. When we arrived at Children's Park, our teacher told us that first we are going on the hike. In the middle of the hike we saw a brook. We went inside the brook. We walked on the rocks. It was so much fun! Then we continued on our hike. We came back to the place we started. This was the most enjoyable hike.

By: Mushka Reich—Grade 2



Hiking Through the Woods

In school it was Tuesday and my teacher said our class can go to a kids park. We went up to our class and got some snacks. The class went into the car and drove to the park. First we went on a hike. We saw a little pond with lots of rocks next to it. Our teacher let us go on the rocks. I was on a little rock and I fell off! Splash! I was soaking. We had a blast! Then we went home. It was fun.

By: Perla Drizin—Grade 2



Fun at the Park!

We went on a hike. In the middle of it we saw a stream with rocks in it. We went in and we took pictures. Then we went to the playground and we ate our snacks. Some girls went to the basket ball court. We played ball. Other girls played ball in the grass. We had so much fun!

By: Chana Gurkov—Grade 2



Hiking in the Woods

When I got to the park it looked so fantastic. I started going on the slides and swings. Then I played elimination with Esther, Mushka, Mussy, and Chana. Then we left.

By: Ronya Rubin—Grade 2



Grade 2

Chana Gurkov
Student of the Week



Grade 5

Ms. Stern
Science Project



CHIDON SNACK & STUDY



Monday, כ' מר חשוון, October 29

4:10 – 5:00 pm

Cheder Chabad of Monsey

25 South Monsey Road

PRESCHOOL

HERE'S THE NEWS

This week's פרשה so readily came to life in Pre-1A and UPK as one class invited the other to be their guests. We learned what it takes to be a good host, and also what it means to be a good guest! We also had tents set up in the classrooms to resemble Avraham's tent, and the pre-1a boys creatively used the climbing dome to create a tent with 4 doors.


Middos Mentch skill of the week:



This week we learned about recognizing feelings. We learned that everyone has feelings, and that all feelings are fine to have. We also learned that people can have different feelings even about the same situations, and that some feelings are comfortable and some are uncomfortable. We used a pretend thermometer to discuss when feelings are weak or feelings are strong. With lots of practice we will learn to recognize our feelings so that we can learn how to help ourselves calm down, and how to be more understanding to others.

Have a good Shabbos
Morah Chaya

Science with Morah Michal

The exciting science experiment this week was making bubbles! Using water, dish soap and glycerin, the children poured and mixed to create a great solution with which to make bubbles. They enjoyed watching two bubble tricks - ask your children about them! After blowing out of a heart wand and observing the bubbles to be round, they learned that bubbles are always spheres, since they like to take up the least amount of space. Of course, the experiment was followed by hands on fun with blowing and making bubbles.





IF YOU WOULD LIKE TO BE INTERVIEWED FOR THE SCHOOL
NEWSLETTER PLEASE FILL OUT THE QUESTIONNAIRE BELOW FULLY AND LEGIBLY.

LAST NAME: _____ FIRST NAME: _____

Grade: _____

ADDRESS: _____

GRADE: _____ HOBBIES OR COLLECTIONS? _____

HOW MANY SIBLINGS DO YOU HAVE? _____ SISTERS: _____ BROTHERS: _____

WHERE ARE YOU IN YOUR FAMILY? _____


FAVORITE DRINK: _____ FAVORITE SONG: _____

FAVORITE BOOK: _____ FAVORITE FOOD: _____



heat up your school spirit!

The more Box Tops you add, the hotter your school's earnings will be



Name _____

Name _____

Thank you for helping! Every Box Top you collect is worth 10¢ for your school.
To see more ways to earn cash for your school, go to www.bte.com/earn